

AnniList Software - Tracking

Protocol Tracking and Facilities Management System



- Monitor performance of protocol execution using real-time data
- Cleaning completions – **Know:**
 - When the facility was disinfected
 - How much time spent in the facility
 - Who did the disinfection/cleaning
 - Ability to report maintenance issues
- Ability to creating work orders, inspections and audits, visitor and employee feedback
- Reports on demand




OVERVIEW

AnniList is a powerful tracking application that uses NFC/QR/Mobile technology with an easy to operate platform, allowing you to track just about anything protocol and process-related.

- No more paper checklists or notepads
- Easy-to-use "tap, check and go" system
- Submit valuable real-time data to the cloud
- Create custom protocols
- Track staff performance
- Gather valuable data and save time across multiple departments
- Track equipment usage
- Generate detailed reports for inventory and protocol performance

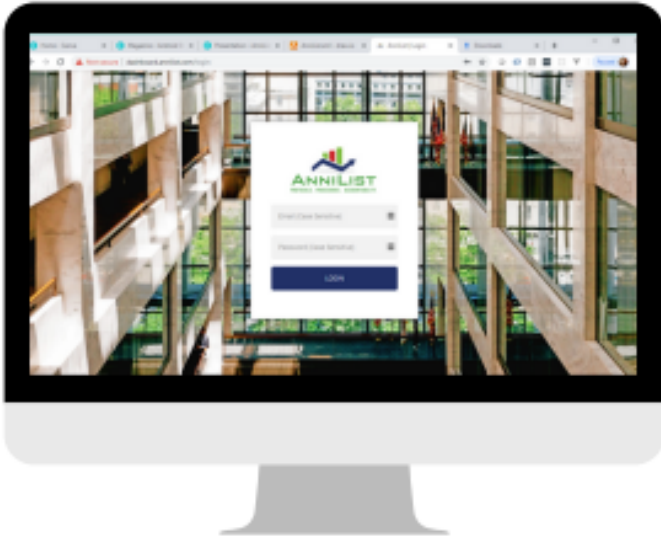
HOW IT WORKS - ANNILIST MOBILE

AREA PROTOCOL TRACKING



- Each area is outfitted with an NFC chip decal and assigned a name. Decals can be AnniList branded or a custom design
- Users are assigned a unique 4-digit PIN
- Before service is performed, users will check-in
- and download the latest area information
- Users will then "tap" into the room and easily document the tasks performed
- AnniList captures the personnel name, time area was serviced and provides a custom protocol
 - Extra comments and other data can be submitted through the app as well (e.g. work orders, inventory levels, etc.)

HOW IT WORKS - DASHBOARD



Managers can log in through a SAAS (Software as a Service) dashboard at dashboard.annilist.com, from any laptop or desktop computer.

Inside the dashboard main page, managers can view/edit: Area Reports, Asset Reports, Mobile Devices, Protocols and Users. Managers will have the ability to remotely push protocol updates in real-time, which will display on the field users device.



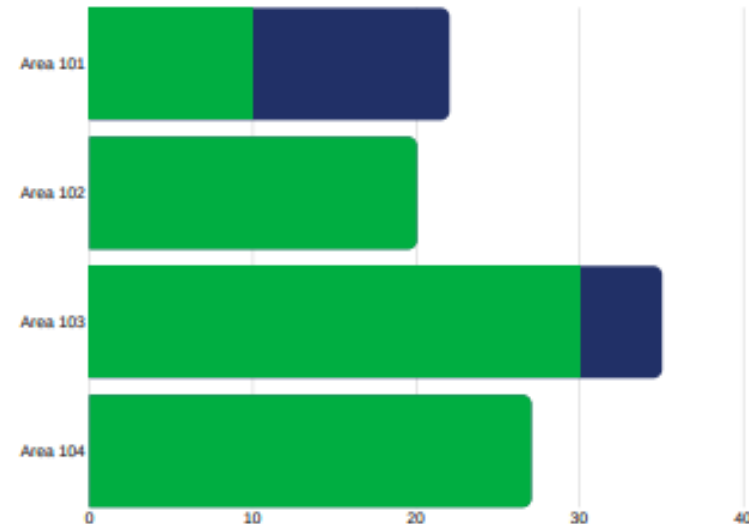
DASHBOARD REPORTING



Reporting features inside the dashboard allow managers to drill down into what's going on in their facilities...

Gather metrics that matter like:

- What areas were addressed and when
- Average user performance times
- What protocols were completed
- What equipment assets were used and when
- Scope Requirements vs Actual Performance and more...



ANNILIST - INSPECTION MODULE



With the AnniList Inspector App, the inspection module allows managers to see a detailed report with pictures, rating the performance of work completed and documenting all discrepancies for work order generation and training.

The easy mobile friendly platform provides quick access to inspections/performance reviews with any tablet or smartphone...

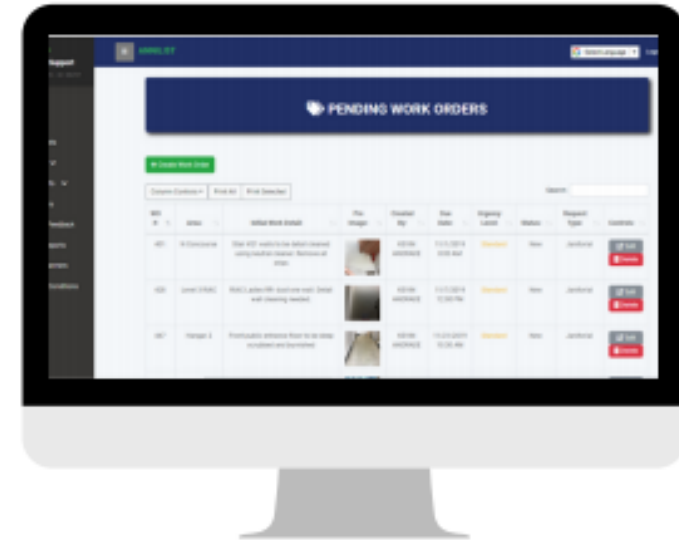


ANNILIST - WORK ORDER MODULE

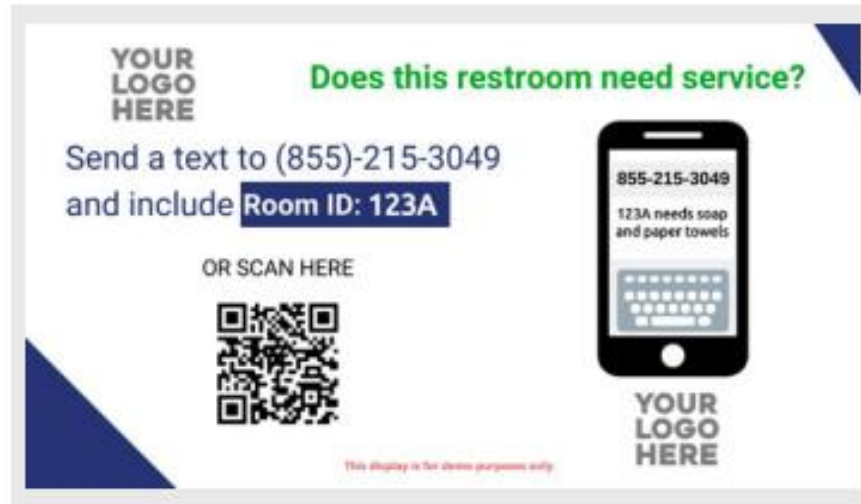


The AnniList Inspector App, the work order module allows for managers and supervisors effectively control the life-cycle of a work order from creation to completion. "Pre" and "Post" images can be taken to prove a job is completed, along with a timestamp of who created and closed the ticket.

Along with other reports, you can see a detailed account of all work orders that are new, in progress, on hold or completed. Each work order can wire a notification to any email - to effectively inform those who need to know the status of the job.



ANNILIST- CUSTOMER FEEDBACK MODULE



Tablet displays can also be installed in each restroom or public area - to show the last (3) service times and dates for guest who don't have access to the back end reporting - providing a modern peace of mind as they use your facility.

The customer feedback module can be added in areas where you want input from visitors, to help maintain the overall satisfaction and cleanliness of your facility. Guests can simply send a text or scan a QR code to provide feedback, which is then routed to a manager on duty.



AnniList System

NFC TRACKING & PROTOCOLS



- ✓ Build Custom Protocols for your staff to perform
- ✓ See what tasks were completed in which areas
- ✓ Monitor how long those tasks took to complete
- ✓ Generate Frequency Reports and other valuable data to manage tasks

ASSET MANAGEMENT



- ✓ Monitor the usage of equipment by personnel
- ✓ Receive notifications if equipment hasn't been used
- ✓ Document maintenance frequencies and generate reports
- ✓ Monitor inventory usage and distribution

WORK ORDERS & INSPECTIONS



- ✓ Build Custom Inspections and Rating Scores
- ✓ Generate Work Orders from those inspections or manually
- ✓ Set Due Dates and Task Details
- ✓ Take Before and After Photos of Work Order Tasks

FEEDBACK MANAGEMENT



- ✓ Allow Clients, Patients or Visitors to report issues via text message or QR code
- ✓ Quickly receive notifications of issues in real-time
- ✓ Track issues and produce reports on all feedback
- ✓ Convert issues into Work Orders